



NATA LIGHTING CO.,LTD.  
www.nata.cn  
Email:info@nata.com  
Tel:+86-750-3770000 Fax:+86-750-3771111  
Address:380JinOu Road,GaoXin Zone,Jiang Men City,Guangdong,China

NT

Client:

LumCAT: 2-2678-L

Luminaire: 92.70.412.00

Report No: 2024305-B002

Ballast type: AC

Test No: 2024305-C002

Voltage(V): 34.220

LampCAT: TRIDONIC SLE G7 15MM

Current(A): 0.532

Lamp flux(lm): 3287.0

Power (W): 18.205

Number of Lamps: 1

PF: 0.000

Length(mm): 0

Width(mm): 0

Phm Type: C

Height(mm): 0

### Photometric Results

Lumens(lm): 2800.01, Efficiency(%): 85.18% , Luminous Efficacy(lm/W): 153.80

Central intensity(cd): 11333.530, Maximum intensity(cd): 11333.530

Angle of maximum intensity: C=0.0  $\gamma$ =0.0

Beam Angle(50%Imax): [C0/180]Total=21.6

[C90/270]Total=21.6

Field angle(10%Imax): [C0/180]Total=54.8

[C90/270]Total=54.8

Maximum s/h(1/2): C0\_180=0.37 C90\_270=0.37

Maximum s/h(1/4): C0\_180=0.40 C90\_270=0.40

Up flux rate of lamp(%): 0.00%

Down flux rate of lamp(%): 85.18%

Up flux rate of LUM(%): - -

Down flux rate of LUM(%): 100.00%

CIE Type : Direct lighting

Output flux ratio in  $\pi$  solid angle : 97.951%

Equipment: GMS1980  
Temperature(°C): 25.0

Date: 2024/3/05  
Humidity(%): 60.0%

Operator: NT07  
Distance(m): 7.65

$\gamma(^{\circ})$	Average I(cd)	Zonal F(lm)	Sum F(lm)	Eff Flux(%)	Eff Sum(%)
0.0	11333.526	0.000	0	0.00%	0.00%
1.0	11281.807	10.821	10.821	0.33%	0.39%
2.0	11108.507	32.137	42.958	0.98%	1.53%
3.0	10820.869	52.448	95.406	1.60%	3.41%
4.0	10409.602	71.065	166.471	2.16%	5.95%
5.0	9857.515	87.188	253.659	2.65%	9.06%
6.0	9220.352	100.259	353.918	3.05%	12.64%
7.0	8518.228	110.103	464.021	3.35%	16.57%
8.0	7785.380	116.682	580.703	3.55%	20.74%
9.0	6970.673	119.590	700.293	3.64%	25.01%
10.0	6218.001	119.353	819.645	3.63%	29.27%
11.0	5521.510	117.302	936.947	3.57%	33.46%
12.0	4848.136	113.355	1050.302	3.45%	37.51%
13.0	4294.074	108.495	1158.797	3.30%	41.39%
14.0	3832.551	104.020	1262.817	3.16%	45.10%
15.0	3432.257	99.735	1362.552	3.03%	48.66%
16.0	3082.292	95.456	1458.008	2.90%	52.07%
17.0	2772.562	91.176	1549.184	2.77%	55.33%
18.0	2530.059	87.429	1636.613	2.66%	58.45%
19.0	2296.920	83.980	1720.592	2.55%	61.45%
20.0	2093.189	80.351	1800.944	2.44%	64.32%
21.0	1916.817	77.000	1877.944	2.34%	67.07%
22.0	1758.660	73.860	1951.804	2.25%	69.71%
23.0	1625.228	71.003	2022.807	2.16%	72.24%
24.0	1498.235	68.290	2091.097	2.08%	74.68%
25.0	1368.929	65.193	2156.29	1.98%	77.01%
26.0	1251.818	61.863	2218.153	1.88%	79.22%
27.0	1172.645	59.315	2277.468	1.80%	81.34%
28.0	1080.201	57.037	2334.506	1.74%	83.38%
29.0	966.009	53.535	2388.04	1.63%	85.29%
30.0	854.436	49.152	2437.192	1.50%	87.04%
31.0	740.127	44.374	2481.566	1.35%	88.63%
32.0	631.772	39.303	2520.87	1.20%	90.03%
33.0	528.012	34.168	2555.037	1.04%	91.25%
34.0	428.260	28.940	2583.977	0.88%	92.28%
35.0	334.990	23.704	2607.681	0.72%	93.13%
36.0	279.240	19.557	2627.238	0.59%	93.83%
37.0	209.079	15.926	2643.164	0.48%	94.40%

$\gamma(^{\circ})$	Average I(cd)	Zonal F(lm)	Sum F(lm)	Eff Flux(%)	Eff Sum(%)
38.0	160.849	12.348	2655.512	0.38%	94.84%
39.0	100.527	8.921	2664.433	0.27%	95.16%
40.0	79.686	6.285	2670.718	0.19%	95.38%
41.0	68.588	5.280	2675.998	0.16%	95.57%
42.0	62.502	4.763	2680.761	0.14%	95.74%
43.0	57.447	4.443	2685.204	0.14%	95.90%
44.0	53.716	4.196	2689.4	0.13%	96.05%
45.0	50.403	4.001	2693.401	0.12%	96.19%
46.0	47.637	3.834	2697.236	0.12%	96.33%
47.0	44.843	3.678	2700.914	0.11%	96.46%
48.0	42.699	3.539	2704.453	0.11%	96.59%
49.0	40.629	3.422	2707.875	0.10%	96.71%
50.0	38.991	3.320	2711.194	0.10%	96.83%
51.0	37.696	3.244	2714.439	0.10%	96.94%
52.0	36.620	3.189	2717.628	0.10%	97.06%
53.0	35.772	3.149	2720.777	0.10%	97.17%
54.0	35.216	3.129	2723.906	0.10%	97.28%
55.0	34.777	3.124	2727.03	0.10%	97.39%
56.0	34.440	3.128	2730.158	0.10%	97.51%
57.0	34.126	3.135	2733.293	0.10%	97.62%
58.0	33.694	3.136	2736.429	0.10%	97.73%
59.0	33.146	3.125	2739.554	0.10%	97.84%
60.0	32.363	3.095	2742.649	0.09%	97.95%
61.0	31.258	3.036	2745.685	0.09%	98.06%
62.0	29.817	2.943	2748.628	0.09%	98.17%
63.0	28.091	2.816	2751.444	0.09%	98.27%
64.0	26.277	2.668	2754.112	0.08%	98.36%
65.0	24.411	2.508	2756.62	0.08%	98.45%
66.0	22.729	2.352	2758.972	0.07%	98.53%
67.0	21.368	2.217	2761.19	0.07%	98.61%
68.0	20.329	2.112	2763.302	0.06%	98.69%
69.0	19.766	2.045	2765.347	0.06%	98.76%
70.0	19.356	2.009	2767.357	0.06%	98.83%
71.0	18.917	1.978	2769.335	0.06%	98.90%
72.0	18.603	1.951	2771.286	0.06%	98.97%
73.0	18.310	1.930	2773.216	0.06%	99.04%
74.0	17.974	1.908	2775.124	0.06%	99.11%
75.0	17.571	1.878	2777.002	0.06%	99.18%

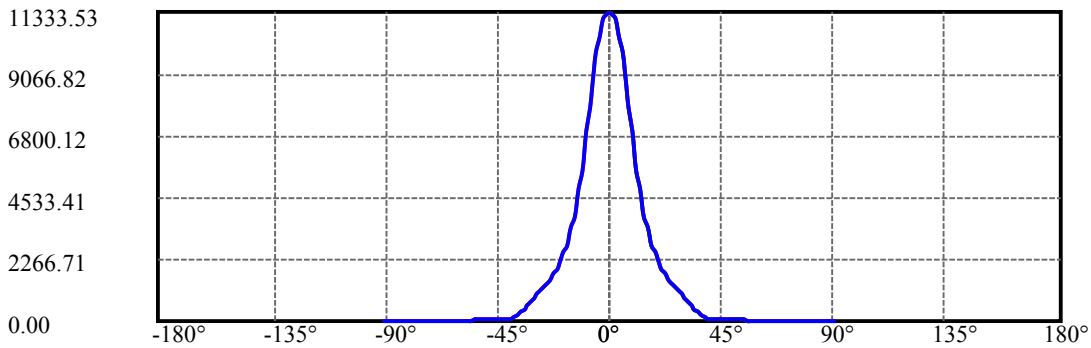
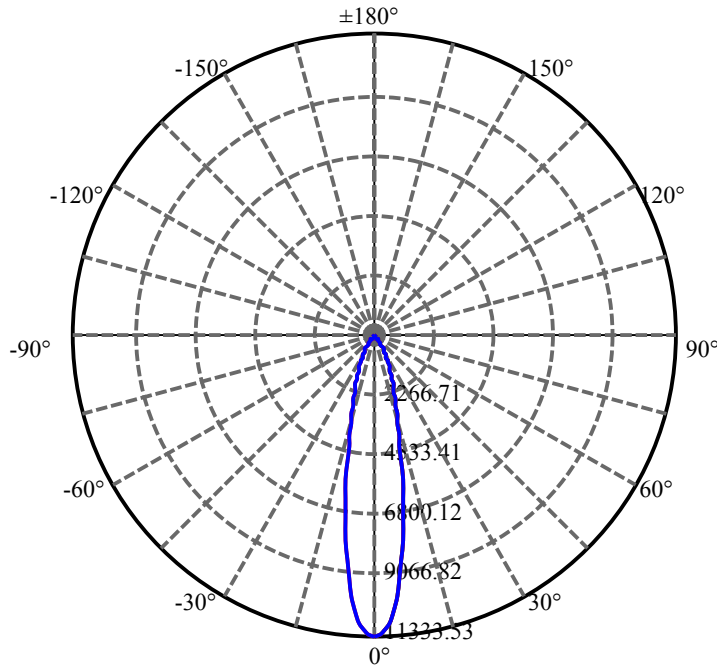
$\gamma(^{\circ})$	Average I(cd)	Zonal F(lm)	Sum F(lm)	Eff Flux(%)	Eff Sum(%)
76.0	17.140	1.843	2778.844	0.06%	99.24%
77.0	16.701	1.804	2780.649	0.05%	99.31%
78.0	16.277	1.765	2782.414	0.05%	99.37%
79.0	15.743	1.720	2784.134	0.05%	99.43%
80.0	15.179	1.667	2785.801	0.05%	99.49%
81.0	14.594	1.610	2787.411	0.05%	99.55%
82.0	13.972	1.549	2788.961	0.05%	99.61%
83.0	13.548	1.496	2790.457	0.05%	99.66%
84.0	13.190	1.457	2791.913	0.04%	99.71%
85.0	12.780	1.417	2793.331	0.04%	99.76%
86.0	12.502	1.382	2794.712	0.04%	99.81%
87.0	12.209	1.352	2796.065	0.04%	99.86%
88.0	12.004	1.326	2797.391	0.04%	99.91%
89.0	11.917	1.311	2798.702	0.04%	99.95%
90.0	11.843	1.303	2800.005	0.04%	100.00%

ZONAL LUMEN SUMMARY

Zone	Lumens	%Lamp	%Fixt
0-30	2437.19	74.15%	87.04%
0-40	2670.72	81.25%	95.38%
0-60	2742.65	83.44%	97.95%
0-90	2798.70	85.14%	99.95%
0-120	2798.70	85.14%	99.95%
0-180	2800.01	85.18%	100.00%
60-90	56.05	1.71%	2.00%
90-120	0.00	0.00%	0.00%
90-130	0.00	0.00%	0.00%
90-150	0.00	0.00%	0.00%
90-180	0.00	0.00%	0.00%
0-26.37	2240.00	68.15%	80.00%

ZONAL LUMEN SUMMARY

0-10	819.65
10-20	981.30
20-30	636.25
30-40	233.53
40-50	40.48
50-60	31.45
60-70	24.71
70-80	18.44
80-90	12.90
90-100	0.00
100-110	0.00
110-120	0.00
120-130	0.00
130-140	0.00
140-150	0.00
150-160	0.00
160-170	0.00
170-180	0.00



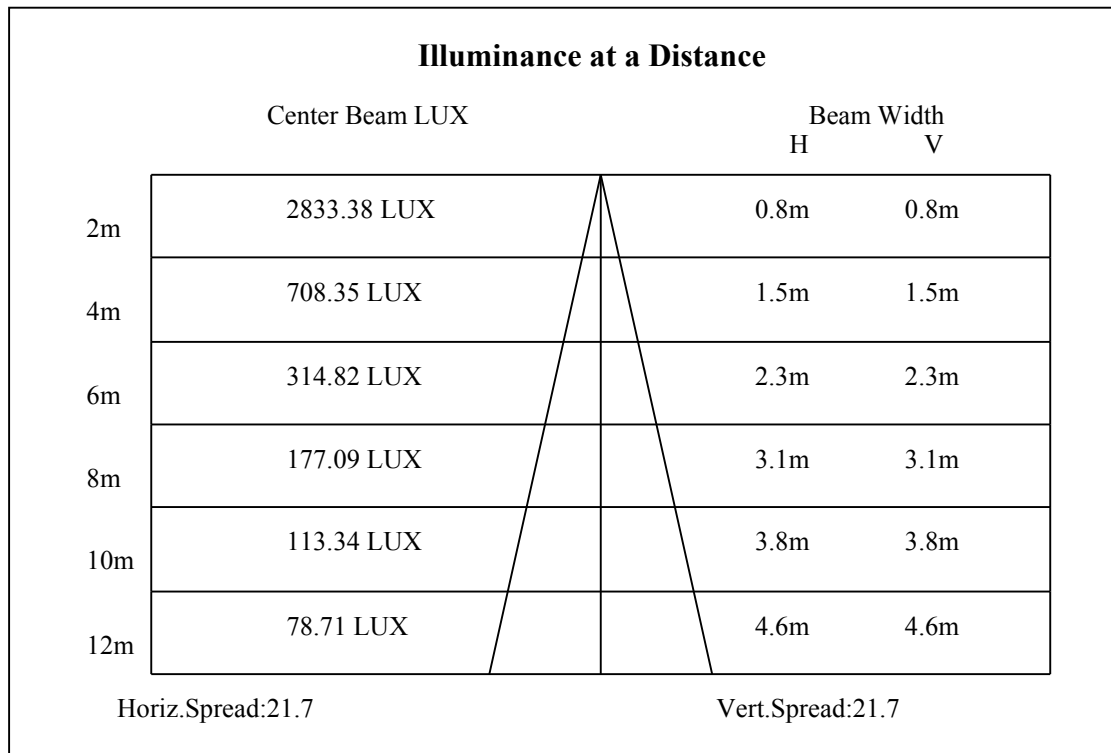
C0(Max): —————

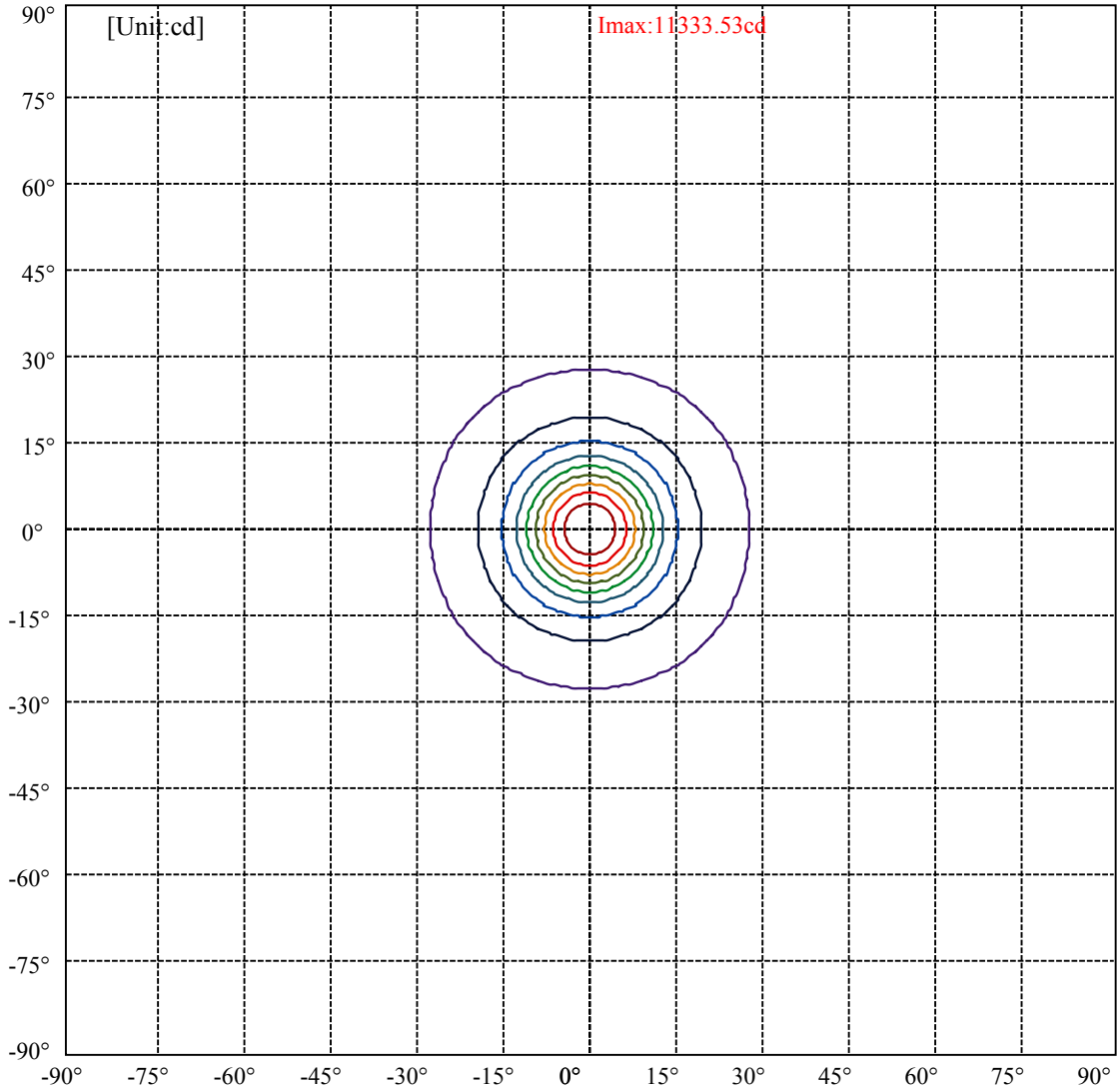
C0/C180: —————

C90/C270: —————

Field angle(10%Imax):C0/180Left:27.4 Right:27.4  
:C90/270Left:27.4 Right:27.4

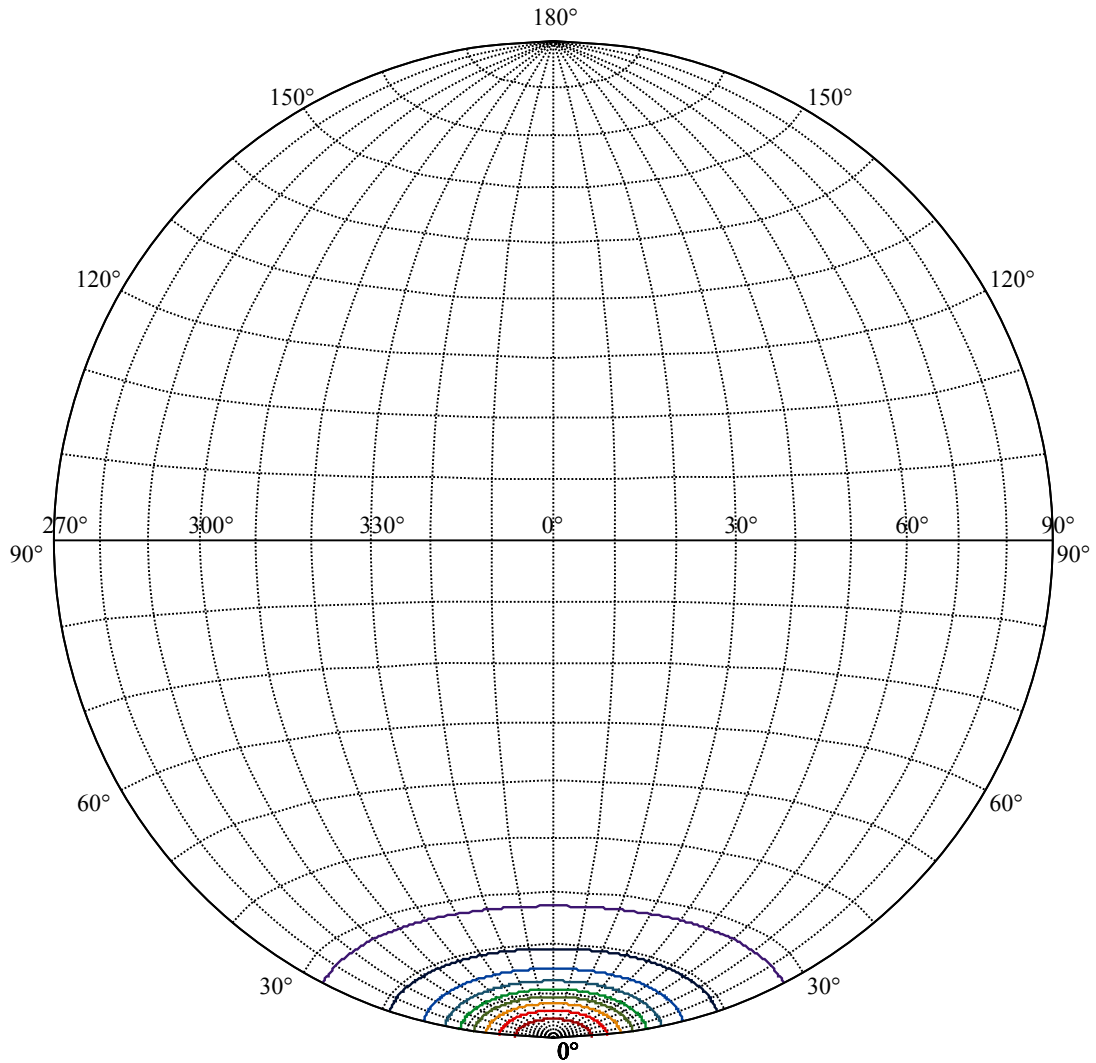
Beam Angle(50%Imax):C0/180Left:10.8 Right:10.8  
:C90/270Left:10.8 Right:10.8





(10%Imax) 1133.35	—
(20%Imax) 2266.71	—
(30%Imax) 3400.06	—
(40%Imax) 4533.41	—
(50%Imax) 5666.76	—
(60%Imax) 6800.12	—
(70%Imax) 7933.47	—
(80%Imax) 9066.82	—
(90%Imax) 10200.2	—





House

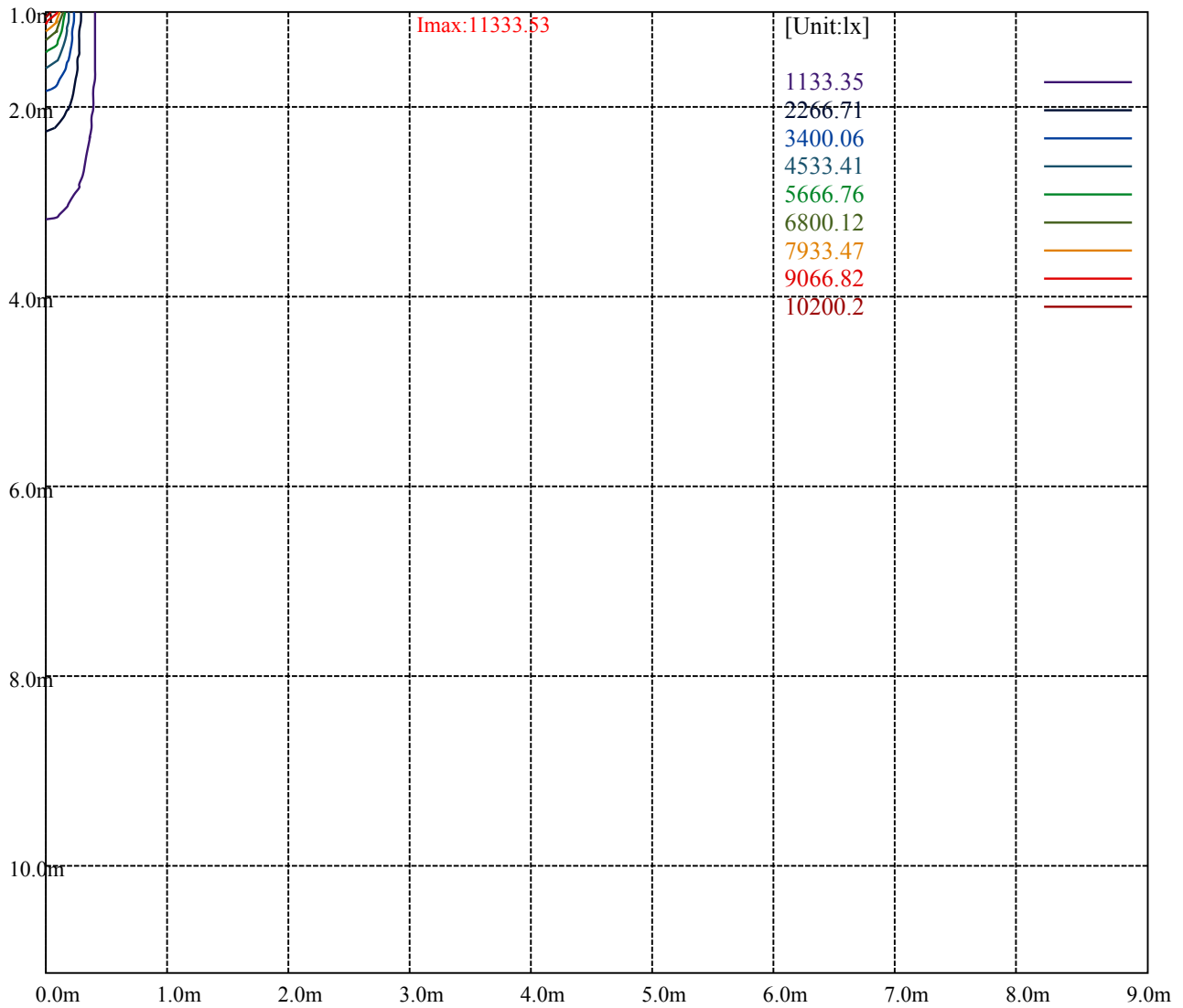
[Unit:cd]

Road

**Imax:11333.53**

(10%Imax)	1133.35	—
(20%Imax)	2266.71	—
(30%Imax)	3400.06	—
(40%Imax)	4533.41	—
(50%Imax)	5666.76	—
(60%Imax)	6800.12	—
(70%Imax)	7933.47	—
(80%Imax)	9066.82	—
(90%Imax)	10200.2	—





Luminance Table

$\gamma$	45	50	55	60	65	70	75	80	85
C0	0	0	0	0	0	0	0	0	0
C45	0	0	0	0	0	0	0	0	0
C90	0	0	0	0	0	0	0	0	0

L(Hor)(65)	L(Ver)(65)	L45(65)	L(Hor)(75)	L(Ver)(75)	L45(75)	L(Hor)(85)	L(Ver)(85)	L45(85)
0	0	0	0	0	0	0	0	0

Glare Table

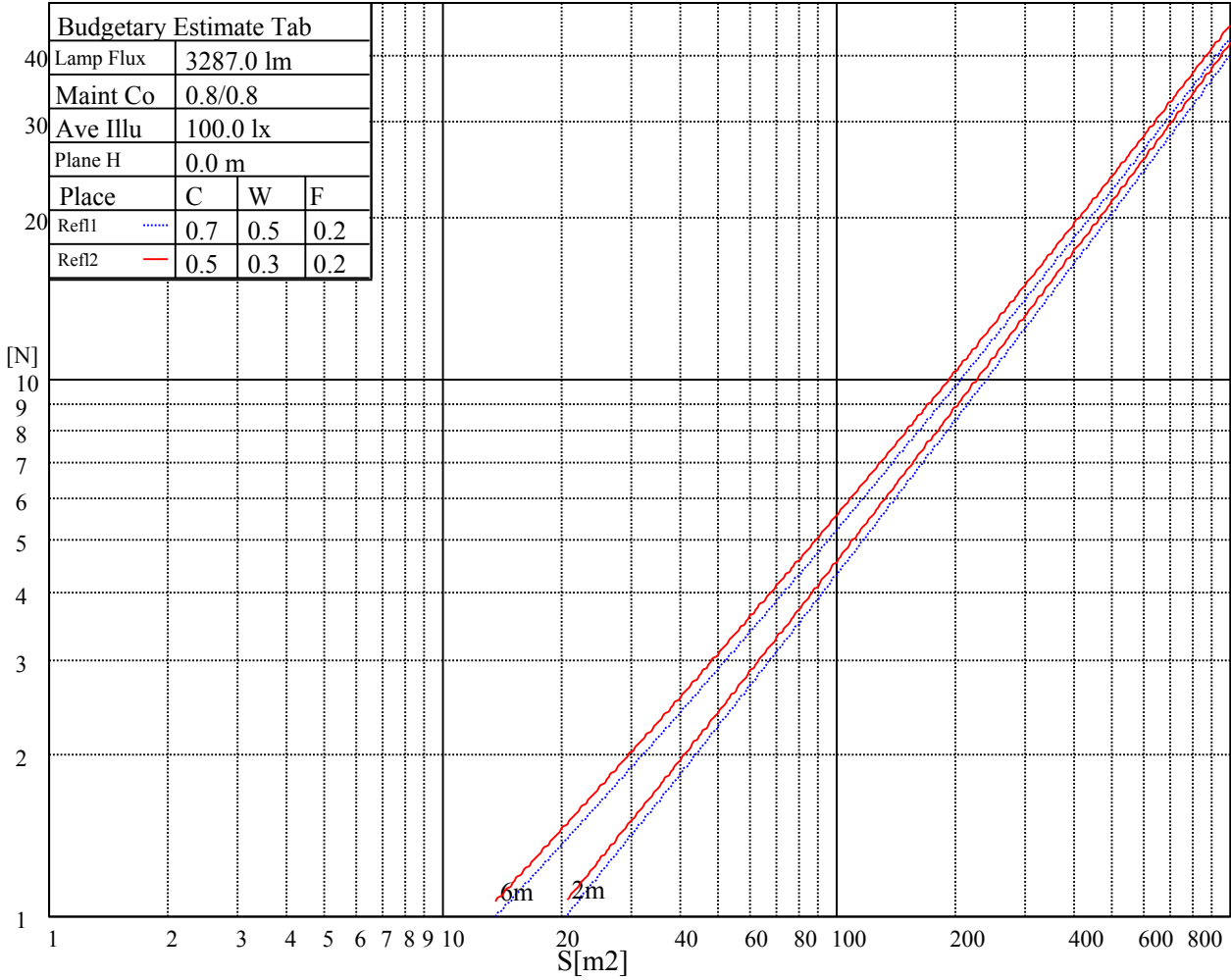
Glare	Quality	Service Values Illuminance(lx)							
1.15	A	2000	1000	500	<=300				
1.5	B		2000	1000	500	<=300			
1.85	C			2000	1000	500	<=300		
2.2	D				2000	1000	500	<=300	
2.55	E					2000	1000	500	<=300
		a	b	c	d	e	f	g	h

Luminance Limiting Curve

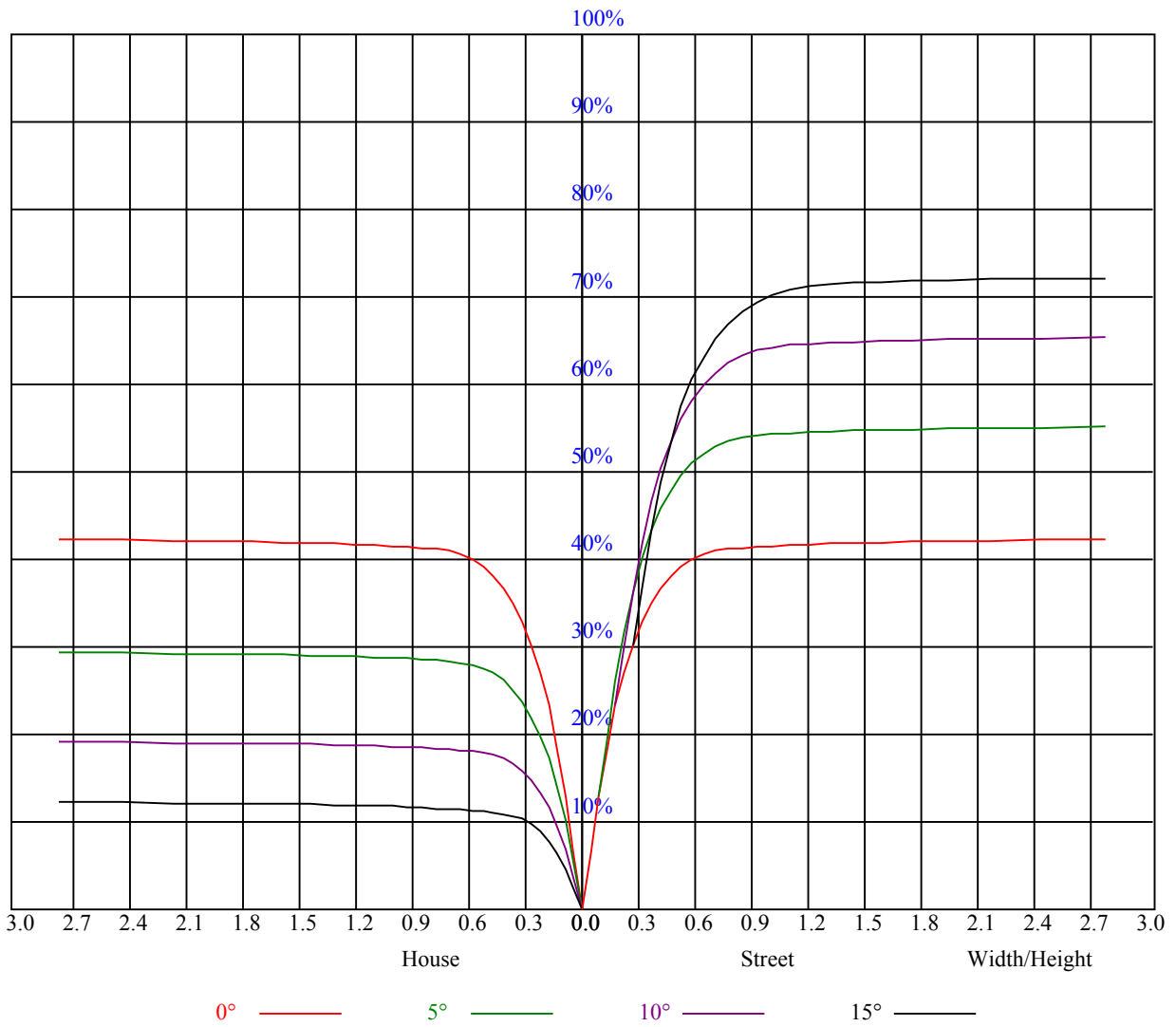


Illumination assessment according UGR											
Rf of Ceiling	70	70	50	50	30	70	70	50	50	30	
Rf of Wall	50	30	50	30	30	50	30	50	30	30	
Rf of Floor	20	20	20	20	20	20	20	20	20	20	
Room dimensions		Viewed crosswise					Viewed endwise				
X	Y										
2H	2H	非数字	非数字	非数字	非数字	非数字	非数字	非数字	非数字	非数字	
	3H	非数字	非数字	非数字	非数字	非数字	非数字	非数字	非数字	非数字	
	4H	非数字	非数字	非数字	非数字	非数字	非数字	非数字	非数字	非数字	
	6H	非数字	非数字	非数字	非数字	非数字	非数字	非数字	非数字	非数字	
	8H	非数字	非数字	非数字	非数字	非数字	非数字	非数字	非数字	非数字	
	12H	非数字	非数字	非数字	非数字	非数字	非数字	非数字	非数字	非数字	
4H	2H	非数字	非数字	非数字	非数字	非数字	非数字	非数字	非数字	非数字	
	3H	非数字	非数字	非数字	非数字	非数字	非数字	非数字	非数字	非数字	
	4H	非数字	非数字	非数字	非数字	非数字	非数字	非数字	非数字	非数字	
	6H	非数字	非数字	非数字	非数字	非数字	非数字	非数字	非数字	非数字	
	8H	非数字	非数字	非数字	非数字	非数字	非数字	非数字	非数字	非数字	
8H	12H	非数字	非数字	非数字	非数字	非数字	非数字	非数字	非数字	非数字	
	4H	非数字	非数字	非数字	非数字	非数字	非数字	非数字	非数字	非数字	
	6H	非数字	非数字	非数字	非数字	非数字	非数字	非数字	非数字	非数字	
	8H	非数字	非数字	非数字	非数字	非数字	非数字	非数字	非数字	非数字	
12H	12H	非数字	非数字	非数字	非数字	非数字	非数字	非数字	非数字	非数字	
	4H	非数字	非数字	非数字	非数字	非数字	非数字	非数字	非数字	非数字	
	6H	非数字	非数字	非数字	非数字	非数字	非数字	非数字	非数字	非数字	
	8H	非数字	非数字	非数字	非数字	非数字	非数字	非数字	非数字	非数字	
Variation with the observer position at spacings:											
S = 1.0H		非数字/非数字					非数字/非数字				
S = 1.5H		非数字/非数字					非数字/非数字				
S = 2.0H		非数字/非数字					非数字/非数字				
Standard tables:		BK0					BK0				
Uncorrected UGR		负无穷大					负无穷大				

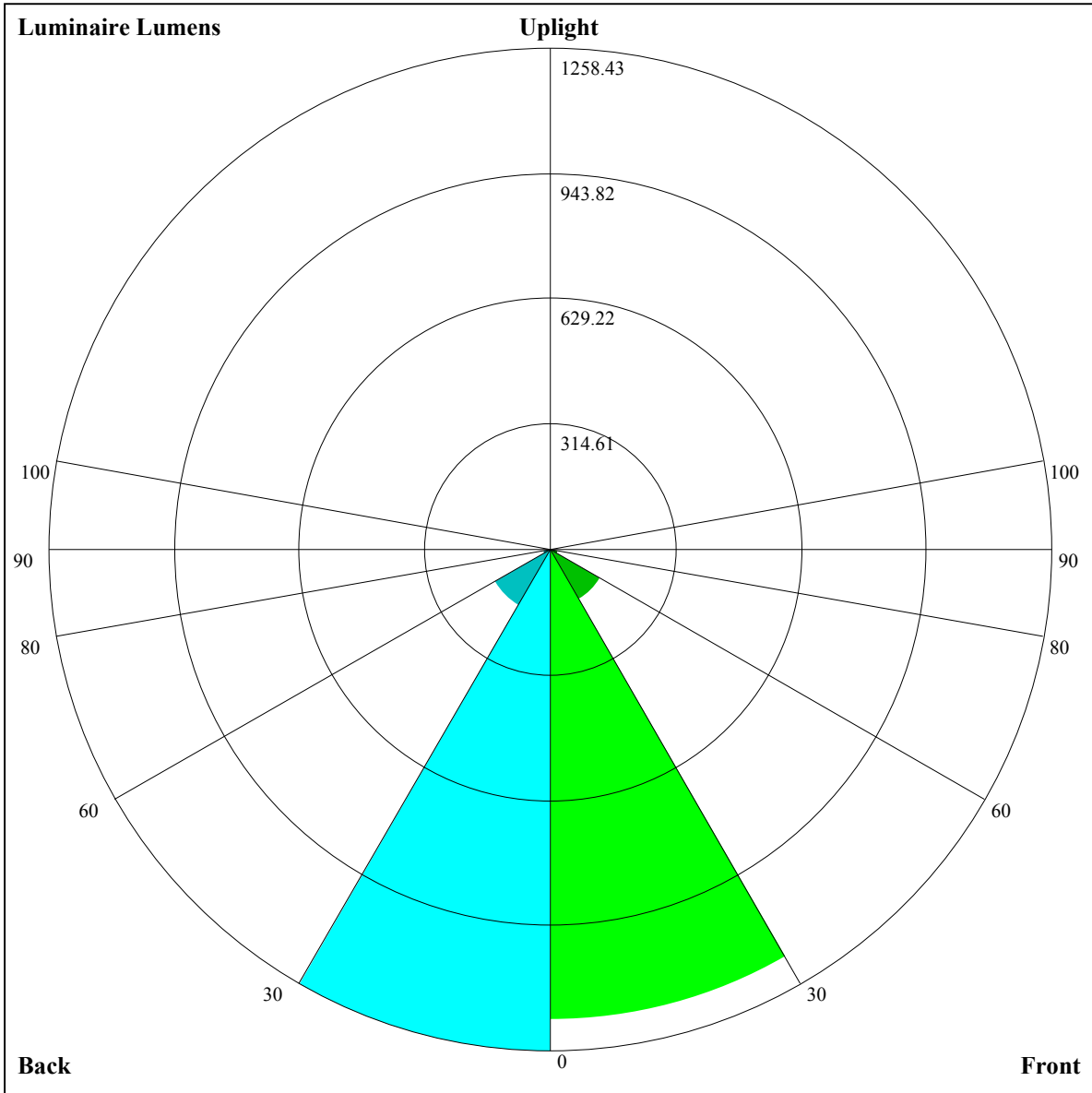
UGR calculation is based on CIE Publ. 117 ,S/H = 0.25



RHOCC	80			70			50			30			10			0
RHOW	50	30	10	50	30	10	50	30	10	50	30	10	50	30	10	0
RCR	COEFFICIENTS OF UTILIZATION RHOF=20 CU															
0	1.01	1.01	1.01	0.99	0.99	0.99	0.95	0.95	0.95	0.91	0.91	0.91	0.87	0.87	0.87	0.85
1	0.95	0.93	0.92	0.93	0.92	0.90	0.90	0.89	0.87	0.87	0.86	0.85	0.84	0.83	0.82	0.81
2	0.90	0.87	0.84	0.88	0.86	0.83	0.86	0.84	0.82	0.83	0.81	0.80	0.81	0.80	0.78	0.77
3	0.85	0.82	0.79	0.84	0.81	0.78	0.82	0.79	0.77	0.80	0.78	0.76	0.78	0.76	0.75	0.73
4	0.81	0.77	0.74	0.80	0.77	0.74	0.78	0.75	0.73	0.77	0.74	0.72	0.75	0.73	0.71	0.70
5	0.78	0.73	0.70	0.77	0.73	0.70	0.75	0.72	0.70	0.74	0.71	0.69	0.73	0.70	0.68	0.67
6	0.74	0.70	0.67	0.74	0.70	0.67	0.72	0.69	0.67	0.71	0.68	0.66	0.70	0.68	0.66	0.65
7	0.71	0.67	0.64	0.71	0.67	0.64	0.70	0.66	0.64	0.69	0.66	0.64	0.68	0.65	0.63	0.62
8	0.69	0.65	0.62	0.68	0.64	0.62	0.67	0.64	0.61	0.67	0.63	0.61	0.66	0.63	0.61	0.60
9	0.66	0.62	0.60	0.66	0.62	0.59	0.65	0.62	0.59	0.64	0.61	0.59	0.64	0.61	0.59	0.58
10	0.64	0.60	0.57	0.64	0.60	0.57	0.63	0.60	0.57	0.62	0.59	0.57	0.62	0.59	0.57	0.56







Luminaire Lumens:

FL=1179.01,FM=145.65,FH=21.31,FVH=7.01

BL=1258.43,BM=163.09,BH=22.09,BVH=7.2

UL=0,UH=0

BUG Rating:B3-U0-G0

Intensity data(cd)

C/γ(°)	0.0	1.0	2.0	3.0	4.0	5.0	6.0	7.0	8.0
0.0	11236.96	10989.41	10648.81	10176.54	9433.30	8757.37	8052.75	7324.73	6598.47
45.0	11409.02	11260.96	11017.50	10664.03	10191.17	9457.29	8796.58	8099.57	7383.84
90.0	11270.32	11030.38	10593.22	10112.75	9532.20	8712.30	8000.08	7100.59	6380.77
135.0	11417.80	11321.24	11125.77	10750.06	10304.70	9594.24	8931.76	8225.40	7322.39
180.0	11236.96	11407.85	11420.14	11347.57	11105.87	10805.07	10272.51	9712.45	9045.88
225.0	11409.02	11428.92	11347.57	11118.75	10817.36	10392.48	9711.87	9033.01	8301.48
270.0	11270.32	11396.14	11435.94	11346.99	11169.08	10875.29	10457.44	9795.55	9130.74
315.0	11417.80	11419.55	11279.10	11050.28	10723.14	10266.08	9539.81	8854.51	8119.47
360.0	11236.96	10989.41	10648.81	10176.54	9433.30	8757.37	8052.75	7324.73	6598.47
C/γ(°)	9.0	10.0	11.0	12.0	13.0	14.0	15.0	16.0	17.0
0.0	5716.54	5081.57	4397.44	3941.55	3557.06	3152.08	2871.76	2623.04	2355.00
45.0	6493.13	5794.37	5162.33	4478.20	4015.87	3618.50	3198.90	2912.72	2603.14
90.0	5690.20	5068.69	4396.27	3943.89	3557.64	3153.84	2871.76	2624.79	2408.26
135.0	6605.49	5896.79	5250.11	4550.18	4075.57	3661.23	3314.77	2943.16	2688.00
180.0	8144.63	7403.15	6660.50	5932.48	5106.73	4546.67	4062.11	3638.40	3204.75
225.0	7341.12	6589.11	5859.92	5199.78	4494.00	4019.97	3610.31	3255.67	2882.88
270.0	8415.01	7477.48	6718.44	5801.98	5144.19	4564.23	4072.05	3533.65	3194.80
315.0	7359.26	6432.85	5727.07	4937.02	4401.54	3943.89	3456.40	3126.92	2843.67
360.0	5716.54	5081.57	4397.44	3941.55	3557.06	3152.08	2871.76	2623.04	2355.00
C/γ(°)	18.0	19.0	20.0	21.0	22.0	23.0	24.0	25.0	26.0
0.0	2164.81	1991.58	1838.84	1673.22	1563.19	1467.80	1381.19	1148.21	1148.21
45.0	2390.12	2199.33	2023.18	1830.64	1700.72	1586.02	1485.36	1370.07	1264.73
90.0	2169.49	1996.85	1837.67	1702.48	1562.02	1465.46	1284.04	1146.22	1146.22
135.0	2465.61	2214.55	2037.23	1875.12	1703.65	1588.36	1464.88	1373.00	1272.34
180.0	2919.16	2665.76	2388.36	2185.87	1996.85	1807.82	1677.31	1530.42	1442.05
225.0	2626.55	2344.47	2147.83	1972.85	1779.14	1646.30	1532.76	1436.20	1165.07
270.0	2915.06	2650.54	2356.17	2151.35	1972.85	1815.43	1646.30	1529.84	1411.04
315.0	2589.68	2312.28	2116.23	1943.01	1790.85	1624.64	1514.04	1417.47	1164.89
360.0	2164.81	1991.58	1838.84	1673.22	1563.19	1467.80	1381.19	1148.21	1148.21
C/γ(°)	27.0	28.0	29.0	30.0	31.0	32.0	33.0	34.0	35.0
0.0	1038.72	906.69	803.81	701.16	575.10	478.13	388.88	289.57	217.53
45.0	1157.05	1049.37	915.35	812.94	683.60	581.77	486.38	376.94	295.01
90.0	1009.75	902.07	797.49	692.91	566.21	469.76	380.45	298.76	207.29
135.0	1164.07	1029.47	921.20	817.03	713.45	586.45	489.31	399.77	300.86
180.0	1351.93	1256.54	1151.20	1014.84	904.23	800.65	695.31	565.97	472.92
225.0	1165.07	1138.67	1032.86	899.72	792.45	687.52	562.69	467.13	360.09
270.0	1329.69	1245.42	1121.93	1017.76	910.08	801.82	671.31	570.65	475.26
315.0	1164.89	1113.39	984.23	879.12	775.89	648.08	549.76	457.29	350.96
360.0	1038.72	906.69	803.81	701.16	575.10	478.13	388.88	289.57	217.53
C/γ(°)	36.0	37.0	38.0	39.0	40.0	41.0	42.0	43.0	44.0
0.0	156.20	109.55	80.64	73.21	66.48	61.39	56.47	53.08	48.98
45.0	295.01	206.76	100.83	82.34	75.08	68.94	62.85	58.99	55.71
90.0	148.82	104.93	80.23	73.68	67.42	61.74	58.23	54.95	51.21
135.0	300.86	213.08	103.47	83.04	75.67	67.59	62.74	58.52	55.07
180.0	388.06	310.81	310.81	145.14	102.71	79.06	71.34	63.56	58.82
225.0	285.12	217.00	158.13	100.83	76.90	68.53	62.91	57.00	53.84
270.0	385.72	305.55	305.55	153.04	100.66	75.55	65.49	58.87	54.60
315.0	274.12	204.95	147.13	92.93	72.57	65.90	59.99	54.60	51.50
360.0	156.20	109.55	80.64	73.21	66.48	61.39	56.47	53.08	48.98

Intensity data(cd)

C/γ(°)	45.0	46.0	47.0	48.0	49.0	50.0	51.0	52.0	53.0
0.0	46.23	43.77	40.97	39.21	37.69	36.34	35.46	34.82	34.41
45.0	51.56	48.75	45.53	43.31	41.32	39.74	38.27	37.28	36.40
90.0	48.40	45.94	43.48	41.84	40.32	39.21	38.04	37.45	37.04
135.0	51.03	48.22	45.82	43.60	41.08	39.56	38.33	37.10	36.34
180.0	55.30	52.26	48.87	46.47	44.13	41.67	39.91	38.57	37.10
225.0	51.21	48.63	45.47	43.37	41.02	39.33	38.04	36.64	35.82
270.0	50.80	48.16	45.65	43.37	40.79	39.03	37.63	36.34	35.05
315.0	48.69	45.35	42.96	40.44	38.68	37.04	35.87	34.76	34.00
360.0	46.23	43.77	40.97	39.21	37.69	36.34	35.46	34.82	34.41
C/γ(°)	54.0	55.0	56.0	57.0	58.0	59.0	60.0	61.0	62.0
0.0	34.12	33.83	33.42	33.12	32.36	31.54	30.20	28.44	26.74
45.0	36.11	35.46	35.17	34.76	34.35	33.47	32.48	31.02	29.14
90.0	36.46	36.11	35.64	34.94	34.18	33.12	31.54	29.85	28.03
135.0	35.76	35.29	35.05	34.53	33.88	33.12	32.42	30.90	29.20
180.0	36.11	35.58	34.94	34.53	34.35	33.94	33.71	33.07	32.36
225.0	35.29	34.76	34.59	34.47	34.24	34.06	33.47	32.83	31.60
270.0	34.35	34.00	33.65	33.53	33.36	33.30	33.07	32.48	31.60
315.0	33.53	33.18	33.07	33.12	32.83	32.60	32.01	31.49	29.85
360.0	34.12	33.83	33.42	33.12	32.36	31.54	30.20	28.44	26.74
C/γ(°)	63.0	64.0	65.0	66.0	67.0	68.0	69.0	70.0	71.0
0.0	24.40	22.59	21.01	19.78	18.84	18.20	17.85	17.38	16.97
45.0	27.27	24.87	23.12	21.59	20.89	20.54	20.66	21.13	21.54
90.0	26.10	23.82	22.41	21.77	21.42	21.59	22.53	23.00	22.18
135.0	27.39	25.69	23.58	21.65	20.37	19.49	18.67	18.14	17.56
180.0	30.67	29.38	27.51	25.87	23.35	21.83	20.25	19.49	18.84
225.0	30.02	28.15	25.98	23.76	22.24	20.37	19.72	18.96	18.43
270.0	30.37	29.09	27.21	24.99	22.94	21.30	19.90	18.84	18.26
315.0	28.50	26.63	24.46	22.41	20.89	19.31	18.55	17.91	17.56
360.0	24.40	22.59	21.01	19.78	18.84	18.20	17.85	17.38	16.97
C/γ(°)	72.0	73.0	74.0	75.0	76.0	77.0	78.0	79.0	80.0
0.0	16.62	16.33	16.04	15.57	15.33	14.92	14.57	14.22	13.81
45.0	21.13	20.95	20.66	19.61	19.02	18.14	17.09	16.21	15.45
90.0	21.89	21.24	19.96	19.61	18.38	17.38	16.85	15.80	14.98
135.0	17.21	16.80	16.44	16.15	15.80	15.51	15.16	14.92	14.57
180.0	19.08	19.49	19.66	19.37	19.25	19.25	19.14	18.61	17.50
225.0	18.08	17.67	17.62	17.50	17.44	17.21	16.80	16.27	15.80
270.0	17.79	17.32	17.03	16.74	16.27	15.86	15.57	15.22	14.92
315.0	17.03	16.68	16.39	16.04	15.63	15.33	15.04	14.69	14.40
360.0	16.62	16.33	16.04	15.57	15.33	14.92	14.57	14.22	13.81
C/γ(°)	81.0	82.0	83.0	84.0	85.0	86.0	87.0	88.0	89.0
0.0	13.46	13.11	12.93	12.64	12.35	12.17	12.00	11.88	11.88
45.0	14.46	13.81	13.23	12.87	12.52	12.23	12.00	11.88	11.82
90.0	14.10	13.52	13.23	12.70	12.29	12.11	11.94	11.82	11.82
135.0	14.34	13.93	13.69	13.52	12.70	12.29	12.06	11.94	11.76
180.0	16.44	14.69	14.05	13.64	13.34	13.11	12.70	12.23	12.11
225.0	15.22	14.69	13.93	13.46	13.11	12.70	12.35	12.11	12.06
270.0	14.63	14.28	13.93	13.58	13.17	12.87	12.41	12.17	12.00
315.0	14.10	13.75	13.40	13.11	12.76	12.52	12.23	12.00	11.88
360.0	13.46	13.11	12.93	12.64	12.35	12.17	12.00	11.88	11.88

Intensity data(cd)

C/ $\gamma$ (°)	90.0
0.0	11.88
45.0	11.82
90.0	11.76
135.0	11.76
180.0	12.00
225.0	11.88
270.0	11.82
315.0	11.82
360.0	11.88